

# GSW460V



## Main Features

Frequency	Hz	50
Voltage	V	400
Power factor	$\cos \phi$	0.8
Phase and connection		3

## Power Rating

Standby power LTP	kVA	459.02
Standby power LTP	kW	367.22
Prime power PRP	kVA	417.72
Prime power PRP	kW	334.18

## Ratings definition (According to standard ISO8528 1:2005)

### PRP - Prime Power:

It is defined as being the maximum power which a generating set is capable of delivering continuously whilst supplying a variable electrical load when operated for an unlimited number of hours per year under the agreed operating conditions with the maintenance intervals and procedures being carried out as prescribed by the manufacturer. The permissible average power output over 24 h of operation shall not exceed 70 % of the prime power.

### LTP - Limited-Time running Power:

It is defined as the maximum power available, under the agreed operating conditions, for which the generating set is capable of delivering for up to 500 h of operation per year (whose no more than 300 for continuative use) with the maintenance intervals and procedures being carried out as prescribed by the manufacturers. No overload capability is available.

## Engine specifications

Engine manufacturer	Volvo	
Model	TAD1344GE	
[50Hz] Exhaust emission level	Stage II	
Engine cooling system	Water	
Nr. of cylinder and disposition	6 in line	
Displacement	cm <sup>3</sup>	12780
Aspiration	Turbocharged intercooled	
Speed governor	Electronic	
Prime gross power PRP	kW	364
Maximum gross power LTP	kW	399
Oil capacity	l	36
Lube oil consumption @ PRP (max)	%	0.16
Coolant capacity	l	44
Fuel	Diesel	
Specific fuel consumption @ 75% PRP	g/kWh	197
Specific fuel consumption @ PRP	g/kWh	194
Starting system	Electric	
Starting engine capability	kW	7
Electric circuit	V	24



## ENGINE EQUIPMENT

### Standards

The engine performance corresponds to ISO 3046, BS 5514 and DIN 6271. Power output guaranteed within 0 to +2% att rated ambient conditions at delivery. Ratings are based on ISO 8528. Engine speed governing in accordance with ISO 3046/IV, class A1 and ISO 8528-5 class G3

### Engine and block

- Optimized cast iron cylinder block with optimum distribution of forces
- Wet, replaceable cylinder liners
- Crankshaft induction hardened bearing surfaces and fillets with seven bearings for moderate load on main and high-end bearings
- Keystone top compression rings for long service life
- Replaceable valve guides and valve seats
- Tapered connecting rods for increased piston lifetime
- Over head camshaft and four valves per cylinder

### Fuel system

- Electronic unit injectors
- Fuel prefilter with water separator and water-in-fuel indicator / alarm
- Fine fuel filter with manual feed pump and fuel pressure switch

### Lubrication system

- Full flow oil cooler
- Full flow disposable spin-on oil filter, for extra high filtration
- Gear type lubricating oil pump, gear driven by the transmission

### Cooling system

- Efficient cooling with accurate coolant control through a water distribution duct in the cylinder block.
- Reliable sleeve thermostat with minimum pressure drop
- Belt driven coolant pump with high degree of efficiency

## Alternator Specifications

Alternator	Mecc Alte	
Model	ECO40-2S	
Voltage	V	400
Frequency	Hz	50
Power factor	cos $\phi$	0.8
Type	Brushless	
Poles	4	
Voltage regulation system	Electronic	
Standard AVR	DER1-A	
Voltage tolerance	%	1
Efficiency @ 75% load	%	94.6
Class	H	
IP protection	23	

### Mechanical structure

Robust mechanical structure which permits easy access to the connections and components during routine maintenance check-ups.

### Voltage regulator

Voltage regulation with DER 1. The digital DER 1 is a Digital controlled regulator, based on DSP (Digital Signal Processor) that combines function as Voltage Regulation and Alternator Protections and Diagnostic into a very small single board.

Voltage supply: 40Vac+270Vac

Maximum continuous output current: 4Adc

Frequency range: 12Hz+72Hz

Single phase sensing automatic recognition

Average value of voltage regulation

Voltage regulation range (sensing) from 75Vac to 300Vac

Precision of voltage regulation:  $\pm 1\%$  from no-load to nominal load in static condition, with any power factor and for frequency variations ranging from -5% to +20% of the nominal value.

Precision of voltage regulation:  $\pm 0,5\%$  in stabilized conditions (load, temperature).

Transient voltage drop and overvoltage within  $\pm 15\%$

Voltage recovery time within  $\pm 3\%$  of the value set, in less than 300 msec.

Underspeed protection with adjustable threshold and slope

Overvoltage and undervoltage alarms

Excitation overcurrent protection with delayed intervention

Alarm conditions storage (type of alarm, number of events, duration of the last event, total time)

Memorization of the regulator operation time

### Windings / Excitation system

Generator stator is wound to 2/3 pitch. This eliminates triplen (3rd, 9th, 15th ...) harmonics on the voltage waveform and is found to be the optimum design for trouble-free supply of non-linear loads. The 2/3 pitch design avoids excessive neutral currents sometimes seen with higher winding pitches. MAUX (Standard): The MAUX MeccAlte Auxiliary Winding is a separate winding within the main stators that feeds the regulator. This winding enables to take an overload of 300% forced current (short circuit maintenance) for 20 seconds. This is ideal for motor starting requirements. PMAUX (optional): Alternator can be equipped with the optional PMAUX (Permanent Magnet Generator) which matches the performance and is capable of supporting both linear and distorted loads.

### Insulation / Impregnation

Insulation is of class H standard. Impregnation is made with premium tropicalised epoxy resins by dipping and dripping. High voltage parts are impregnated by vacuum, so the insulation level is always very good. In the high-power models, the stator windings undergo a second insulation process. Grey protection is applied on the main and exciter stator to give enhanced protection.

### Reference standards

Alternator manufactured according to , and complies with , the most common specification such as CEI 2-3, IEC 34-1, EN 60034-1, VDE 0530, BS 4999-5000, CAN/CSA-C22.2 No14-95-No100-95.



## Genset equipment

### BASE FRAME MADE OF WELDED STEEL PROFILE, COMPLETE WITH:

- Anti-vibration mountings properly sized
- Screwed support legs.



### PLASTIC FUEL TANK WITH THE FOLLOWING COMPONENT:

- Filler neck
- Air breather (ventilation pipe)
- Minimum fuel level sensor



### MANUAL OIL DRAININ PUMP:

- Oil draining facilities

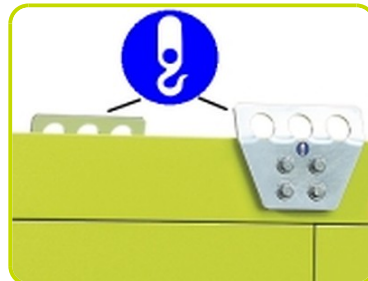


### ENGINE COMPLETE WITH:

- Battery
- Liquids (no fuel)

### CANOPY:

- Soundproof canopy made up of modular panels, realized with zinc steel as treatment against corrosion and aggressive conditions, properly fixed and sealed allowing a full weatherproof enclosure.
- Easy access to the genset for maintenance purposes thanks to: Wide lateral access doors fixed by stainless steel hinges and provided with plastic lockable handles and internal perforated galvanized steel-sheet; Detachable panels, with screws holes protected by rubber tap.
- Control panel protection door provided with suitable window and lockable handle.
- Lateral air inlet opening properly protected and soundproofed. Exhaust air outlet from the roof, trough wet section protected by proper grid.
- Double lifting points frame structure.



### SOUNDPROOF:

- Noise attenuation thanks to soundproofing material
- Efficient residential silencer placed inside the canopy



### Dimensional data

Length	(L) mm	3951
Width	(W) mm	1438
Height	(H) mm	2085
Dry weight	Kg	3671
Fuel tank capacity	l	636



### Autonomy

Fuel consumption @ 75% PRP	l/h	64.48
Fuel consumption @ 100% PRP	l/h	84.07
Running time @ 75% PRP	h	9.86
Running time @ 100% PRP	h	7.57

### Noise level

Guaranteed noise level (LWA)	dB(A)	98
Noise pressure level @ 7 mt	dB(A)	69



### Installation data

Exhaust gas flow @ PRP	m³/min	63.5
Exhaust gas temperature @ LTP	°C	465

### Data Current

Battery capacity	Ah	155
MAX current	A	662.56
Circuit breaker	A	800

### Control panel availability

AUTOMATIC CONTROL PANEL	ACP
MODULAR PARALLEL PANEL	MPP

## ACP - Automatic control panel

Mounted on the genset, complete with digital control unit AC03 for monitoring, control and protection of the generating set, protected through door with lockable handle

### DIGITAL INSTRUMENTATION

- Generating set voltage (3 phases)
- Mains voltage
- Generating set frequency
- Generating set current (3 phases)
- Battery voltage
- Power (kVA - kW - kVAr)
- Power factor Cos  $\phi$
- Hours-counter
- Engine speed r.p.m.
- Fuel level (%)
- Engine temperature (depending on model)

### COMMANDS AND OTHERS

- Four operation modes: OFF - Manual starting - Automatic starting - Automatic test
- Pushbutton for forcing Mains contactor or Genset contactor
- Push-buttons: start/stop, fault reset, up/down/page/enter selection
- Remote starting availability
- DC system disconnection switch
- Acoustic alarm
- Automatic battery charger
- RS232 Communication port
- Settable PASSWORD for protection level

### PROTECTIONS WITH ALARM

- Engine protections: low fuel level, low oil pressure, high engine temperature
- Genset protections: under/over voltage, overload, under/over frequency, starting failure, under/over battery voltage

### PROTECTIONS WITH SHUTDOWN

- Engine protections: low fuel level, low oil pressure, high engine temperature
- Genset protection: under/over voltage, overload, under/over battery voltage, battery charger failure
- Circuit breaker protection: III poles
- Earth Fault included in the control unit

### OTHERS PROTECTIONS

- Emergency stop button
- Panel protected through door with lockable handle



### OUT PUT PANEL ACP

Predisposed for remote control optional:	RCG
External Terminal Board (ETB)	Standard
Socket kit	Optional



## MPP - Modular parallel panel

Mounted on the genset, complete with digital control unit IntelliVision5 for monitoring, control, protection and load sharing for both single and multiple gen-sets operating in standby or parallel modes (up to 32 gen-sets in island).

### DIGITAL INSTRUMENTATION

- Mains: voltage, Intensity, Frequency.
- Mains kW - kVAr -Power factor Cos f.
- Generating set voltage (3 phases).
- Generating set frequency.
- Generating set current (3 phases).
- Generating set Power (kVA - kW - kVAr).
- Generating set Power factor Cos f.
- Generating set kWh and kVAh.
- Battery voltage.
- Hours-counter.
- Engine speed r.p.m.
- Fuel level (%).
- Engine temperature (depending on model).
- Oil pressure (depending on model).

### COMMAND AND OTHERS

- Graphical display 320x240 pixels.
- Operation modes: OFF - AMF function - Single Parallel to mains Island application - Single Parallel to Mains AMF application - Multiple parallel genset Island application.
- Pushbutton for forcing Mains Breaker/contact or Genset Breaker/contact.
- Push-buttons: start/stop, fault reset, up/down/page/enter selection.
- Multiple parallel and Power Management operation with digital load AVR sharing.
- Automatic synchronizing and power control (via speed governor or ECU)
- Baseload Import/Export and Peak shaving
- Voltage and PF control (AVR).
- Configurable digital I/O (12/12) and analogue inputs (3).
- Integrate PLC programmable functions.
- Event-based history (up to 500records).
- Selectable measurement range 120/277V and 0-1/0-5A.
- Remote starting and Blocking signal availability.
- DC system disconnection switch.
- Acoustic alarm.
- Automatic battery charger.
- 2xRS232/RS485/USB Comuncation ports.
- Setable PASSWORD for protection level.

### PROTECTION WITH ALARM AND SHUTDOWN

- Engine protections: low fuel level, low oil pressure, high engine temperature.
- Genset protections: under/over voltage, overload, under/over frequency, starting failure, under/over battery voltage
- Others: overcurrent, shortcircuit, reverse power, Earth fault

### OTHERS PROTECTION:

- Circuit breaker protection: IV poles Motorized.
- Emergency stop button.
- Panel protected through door with lochetable handle

### OUT PUT PANEL MPP

Multi-pin connectors (in and out ) for parallel with other generators	n	2
Connecting cable with 2 connectors multipin (length 10m)	n	1
ETB External terminal board		ETB



## Supplements:

Only Available when order :

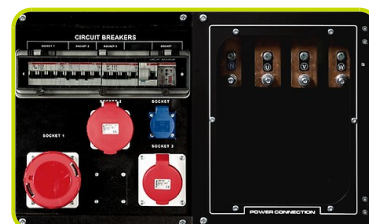
### CONTROL PANEL SUPPLEMENT

RCG - Various supplements for remote controls - available for models:	ACP MPP
TLP - Various supplements for remote signals - available for models:	ACP MPP
ADI - Adjustable Differential Intensity - available only for models:	ACP
TIF - IV Poles Circuit Breaker instead of III - available for models:	ACP



### Socket kit

Kit SKB or Kit SKC (for total n. 4 socket) - available for model:		ACP
Individual CB and Earth Fault protection		
3P+N+T 400V 63A	n	1
3P+N+T CEE 400V 32A	n	1
230V/16A SCHUKO	n	1
With version SKB:		
3P+N+T CEE 400V 16A	n	1
With version SKC:		
400V/125A 3P+N+T CEE	n	1

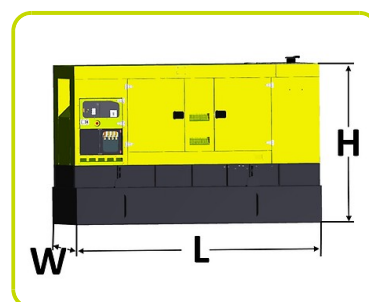


### GENSET EQUIPMENT

LPT - Leak Proof Tray	•
AFP - Automatic Fuel Pump	•
KRT- Kit Rental for HEI gensets which includes: 3-way fuel valve, battery switch	•

### Extended Fuel Tank

Fuel tank capacity	l	3270
Length (Genset)	(L) mm	3977
Width (Genset)	(W) mm	1618
Height (Genset)	(H) mm	2571



### ENGINE SUPPLEMENTS

PHS - Coolant Pre-Heating System - available for models:	ACP MPP
--	---------



## Accessories

Items available as accessory equipment

### LTS - Load Transfer Switch [Accessories for ACP Automatic Control Panel]

Automatic under-load change-over (AC22, AC23) from and to any of positions "1", "0", "2" both electrical and manual (emergency change-over), transfer function with direct transition from position "1" to position "2" and vice versa.

- Safety: locking by padlock preventing any electrical or manual operation, key lock for the selection of electrical or manual operation.- Quick operating time from pos. "1" to "2" and vice versa.
- Easy and fast electrical connections by means of terminal blocks of quick connection type.
- Conformity to standards: IEC 60947-1 IEC 60947-3, CEI EN 60947-1 / CEI EN 60947-3 IEC 439-1, CEI EN 60439-1 IEC 204-1, CEI EN 60204-1, VDE 0660 Teil 107

#### NOMINAL CURRENT & DIMENSIONS PANEL LTS (standard\*)

Nominal Current	A	800
Width	(W) mm	1000
Height	(H) mm	800
Depth	(D) mm	400

\* = Available electrical power more



The information is aligned with the Data file at the time of download. Printed on 28/11/2017 (ID 1352)

©2017 | PR INDUSTRIAL s.r.l. | All rights reserved | Image shown may not reflect actual package.  
Specifications subject to change without notice

